

New Electronic Data Delivery System (EVDS) of Central Bank of the Republic of Turkey



Seyma SERDENGECTI

30-31 AUGUST, 2018 | BASEL

Outline:

- ▶ What is EVDS?
- ▶ Features
- ▶ Dashboards
- ▶ Mobile Application
- ▶ Increasing Public Awareness
- ▶ Use of EVDS: Immediate Results
- ▶ Next Strategic Steps



What is EVDS?




- Data Delivery System of Central Bank of Turkey
- Dynamic and interactive
- Covers data produced by Bank and by other insitutions.
- Since 1995
- Renewed in 2017
- Opened to public on 20th of October 2017
- in Turkish and English




<https://evds2.tcmb.gov.tr/>

Features

 22 Subject Titles , 315 Datagroups,
26 000 Time Series

 8 formula options for every time
series

 Customized formulas

 Get quick information on key
economic indicators via dashboards



Search within data groups

Create dynamic tables and graphs



Dynamic map display for data groups
containing locations



Personal dashboards that can be saved,
linked and shared



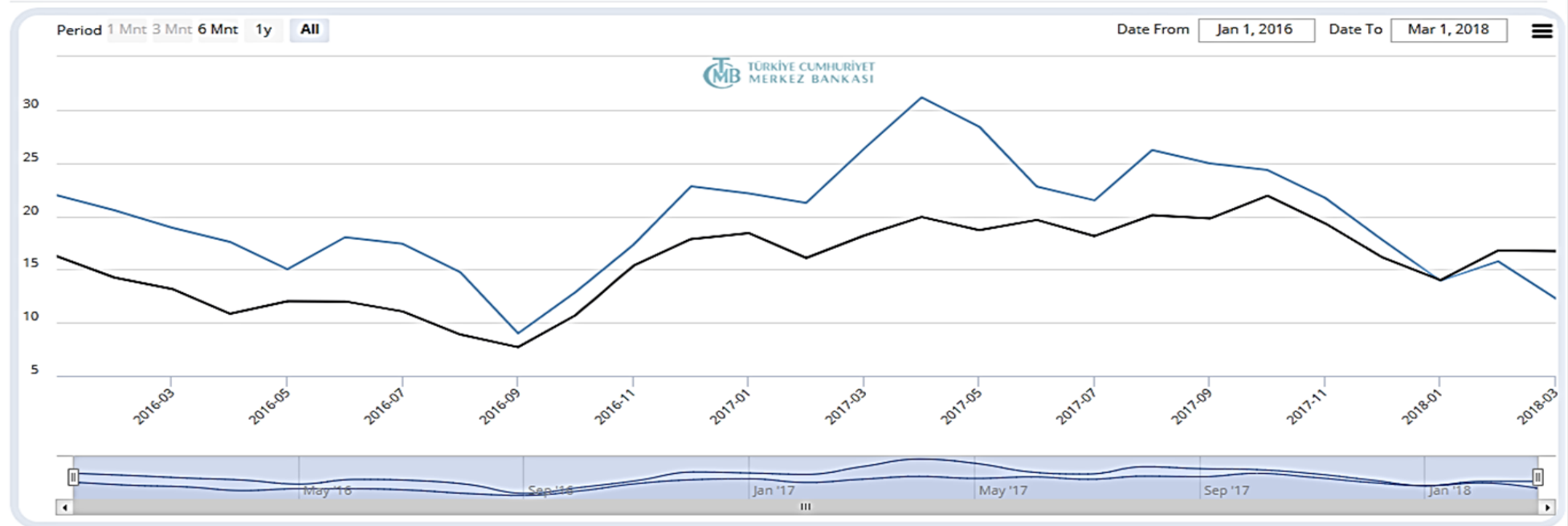
Subscription

Help desk

REST web service usage

Dashboards

Monetary Aggregates Annual Percentage Growth

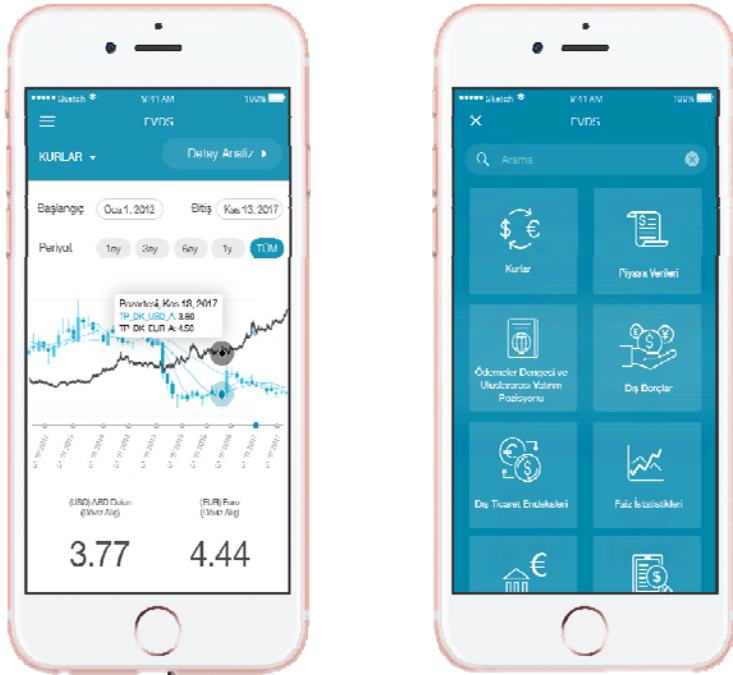


The graph presents the annual growth rates of M1 and M3 money supply. M1 is composed of currency in circulation and demand deposits. Broad money supply M3 is derived by adding time deposits, funds received from repo transactions, money market funds and debt securities issued with a maturity up to 2 years to the M1. The graph shows that M3 growth rate exceeds the M1 growth rate recently.

The series used in the graph are taken from Money Supply and Counterpart Items table under the Money and Banking Statistics available at EVDS.

Prepared by: CBRT Statistic Department, Monetary and Financial Statistics Data Division (Contact: parasal.veriler@tcmb.gov.tr).

Mobile Application



- Access the latest available statistics and display them in tables, charts and maps and export data in various formats (such as .csv or .png)
- Access, download and/or share your dashboards and predefined graphs
- Users can tweet, mail, or post their favorite graph or dashboards



Increasing Public Awareness



The Bank publishes brochures, videos, organizes training programs for different target groups.

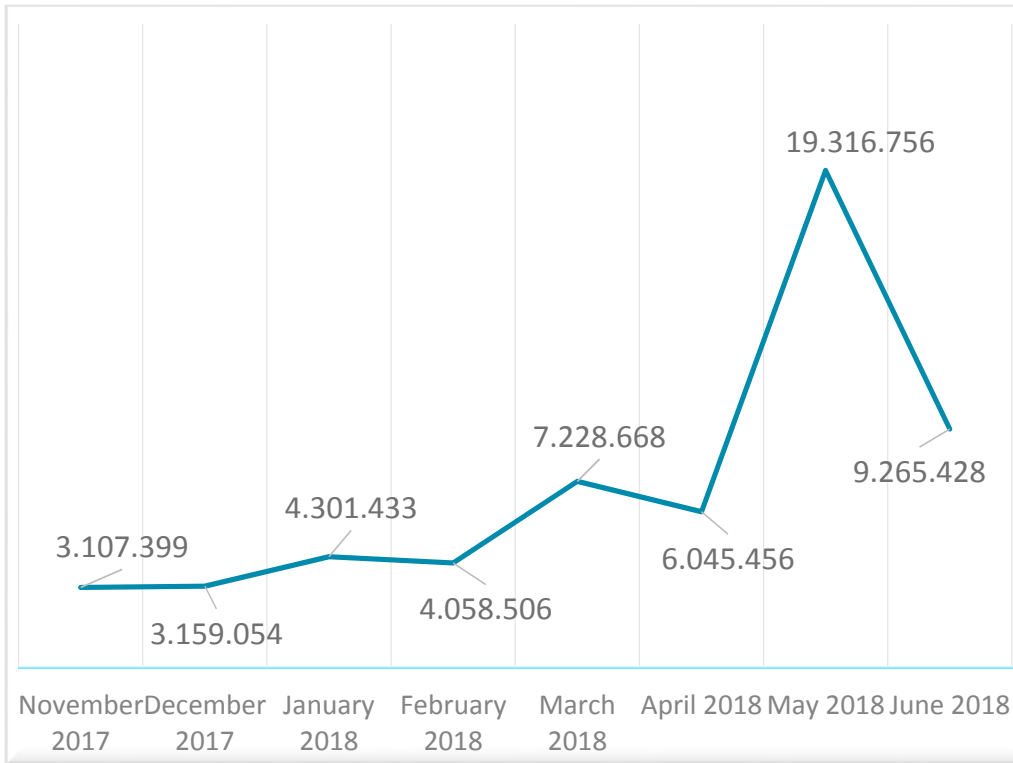
The Bank organizes practical training activities both for bank staff and outside users.



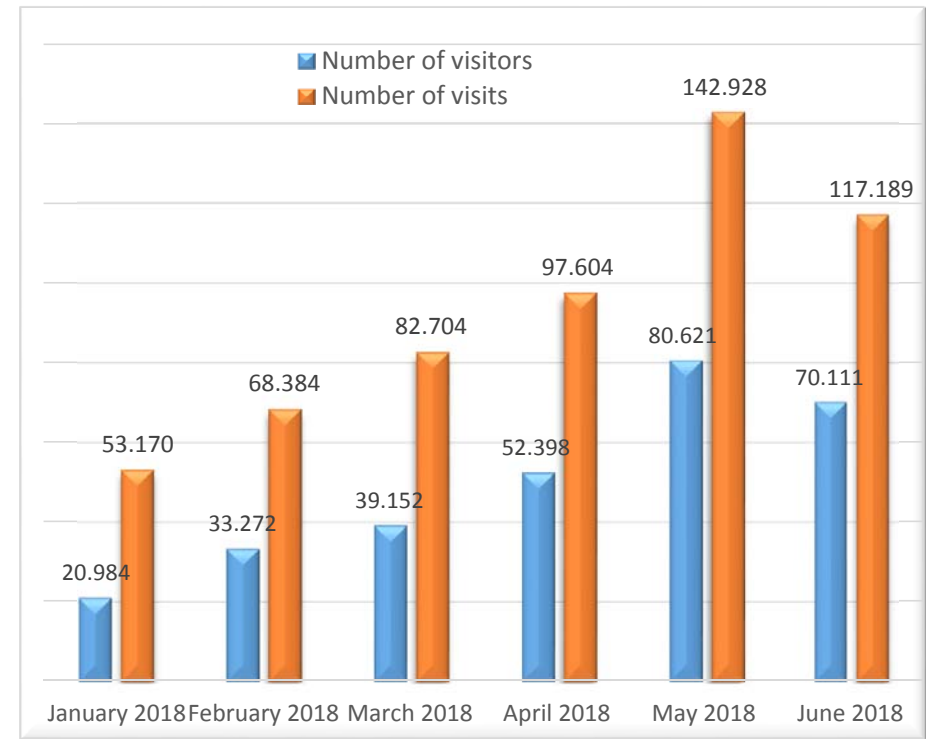
A video has been released by the CBRT to make it accessible to a larger audience.

Use of EVDS: Immediate Results

Number of total clicks



Number of visitors and visits



Next Strategic Steps



Increase the number of economic and financial data available in the EVDS



Add new functions (mathematical operations between the time series)



Build a statistical portal



Focus more on increasing financial literacy



Increasing public awareness



Thank you!

yeniEVDS@tcmb.gov.tr

